



AT882TH/SS Dual-element Hypercardioid Condenser Microphone (with Single channel Switch and LED)

AT SERIES

Specifications

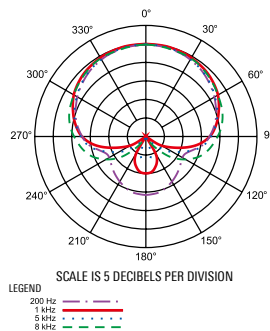
Element	Dual back electret condenser
Polar pattern	Hypercardioid (Unidirectional)
Frequency response	20-20,000 Hz
Open circuit sensitivity	-35 dB (17.8 mV) re 1V at 1 Pa
Impedance	100 ohms
Maximum input sound level	130 dB SPL, 1 kHz at 1% T.H.D.
Signal-to-noise ratio	>66 dB, 1 kHz at 1 Pa
Phantom power requirements	11-52V DC, 2 mA typical
Switch	Push button control: Channel A on/mute
Weight	1.14 kg
Dimensions	354 mm - Max. long, 345 mm - Max. height, 102 mm - Width
Cable	2 m long, vinyl-jacketed stereo cable
Output connector	Two 3-pin XLRM-type



Features

- Designed for quality sound reinforcement in demanding situations, especially those requiring separate miking for PA and broadcast.
- Dual-element Hypercardioid condenser microphone with two independent power module.
- A rubber switch with LED allows users to easily mute/un-mute the Channel A (red output) signal of microphone.
- Circuit grounds for each channel are completely isolated, greatly reducing the potential for hum.
- Integral windscreens ensure ultimate security against wind noise and plosives.
- Small-diameter rigid-pipe design with pivoting ball-in-socket base permits flexible positioning.
- Heavy die-cast case and rubber bottom pads minimize coupling of surface vibration to the microphones.

polar pattern



Optional Accessories:

- AT8201 line matching transformer (Lo-z to 50,000 ohms)
- AT8202 adjustable in-line attenuator for use with low-impedance microphones.
- AT8506 four-channel 48V phantom power supply (AC powered).

Description

The AT882TH/SS requires a phantom power supply of 11–52V DC for each element. Output is low-impedance balanced. The balanced signal appears across Pins 2 and 3, while the ground (shield) connection is Pin 1. Output is phased so that positive acoustic pressure produces positive voltage at Pin 2, in accordance with industry convention.

Each of the elements in the microphone is shock mounted. The Hypercardioid polar pattern of the elements provides a 100° angle of acceptance. The AT882TH/SS is designed with integral windscreens to ensure maximum security against wind noise and plosives.

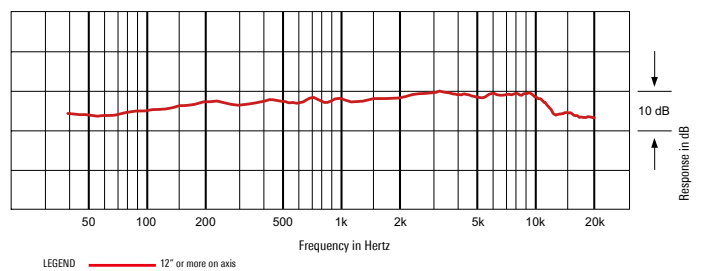
The microphone features a rubber switch that toggles between on/mute in Channel A (red output), and a LED indicator that displays On status. This switch does not affect the output of Channel B.

The microphone is enclosed in a sturdy metal housing with small-diameter rigid-pipe. A low-reflectance black finished desk stand connected with a 2 meter splitter cable, which terminates in two 3-pin XLRM-type connectors, for in-house and remote feeds.

The AT882TH/SS is intended for use on a flat surface. The 2 meter splitter cable terminates in two 3-pin XLRM-type connectors, which can be connected to in-house and/or remote feeds. Connect the red output (Channel A) to the primary in-house feed. Connect the gray output (Channel B) to the remote feed.

Avoid leaving the microphone in the open sun or in areas where temperatures exceed 43°C for extended periods. Extremely high humidity should also be avoided.

frequency response





AT882TH/SS 双音头超心形指向性电容话筒(带单通道开关及LED显示灯)

AT SERIES

技术指标

收音头	双元件背板静电型电容式
指向特性	超心形指向性
频率响应	20-20,000 Hz
开通灵敏度	-35 dB (17.8 mV) 以 1V 于 1 Pa
输出阻抗	100 欧姆
最大承受声压	130 dB 声压, 1 kHz 于 1% T.H.D.
信噪比	>66 dB, 1kHz 于 1 Pa
幻象供电	直流 11-52V, 耗电 2 mA 典型
开关	按钮式控制: 通道A 开启/静音
重量	1.14 公斤
外形尺寸	354 mm - 伸至最长, 345 mm - 伸至最高点, 102 mm - 宽
连接线	2米长, 聚乙烯护套立体声电缆
输出连接器	两路3针卡农公头于输出端



特性

- 设计于公共广播、专业录音、电视广播及其他特别要求的收音应用。
- 双音头单元的超心形指向设计，并个别提供供电放大器电路。
- 带LED灯的无噪式开关，可轻易将话筒中的通道A(红色端子)设定为静音或正常收音。
- 两组供电放大器电路完全独立，避免了相互的影响产生噪声。
- 整合了双网层防风罩，可减低环境噪声及风声。
- 话筒以曲管式设计，底部以活动滑珠固定在底座上，可灵活调校收音位置，以达到最佳收音效果。
- 压铸成型的底座和橡胶底座，能减低碰撞平面时产生的敲击声及震动声。

说明

AT882TH/SS的供电模组使用11V至52V的幻像供电工作，低阻抗的平衡音频输出，终端音频线信号以两组卡农公头的2号及3号针脚输出，而1号针脚则为地线(屏蔽)连接。输出相位将以正相电平设于2号针脚上，并以附带的Y型双3针XLRM卡农接线连接到调音台。

话筒内配置有两组超心形指向性的收音头，各可以提供100°收音角度，AT882TH/SS设有双网层防风罩，可减低环境噪声及风声。

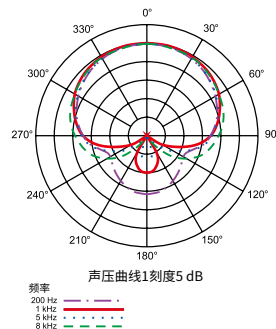
话筒设有无噪开关，作为通道A(红色端输出)的静音设置开关，并内置LED显示灯，亮起时显示收音状态，此开关并不会影响通道B的输出。

话筒外壳为全金属结构，话筒以幼细曲管连接到底座的活动滑珠上，可灵活调校收音位置，并配有减低环境噪声及风声的防风罩。底座接有2米长Y型双3针XLRM卡农接线，可分别配置给主音响系统及远端传送。

AT882TH/SS适用于平面放置，2米长的Y型分路接线分别接上两个3针XLRM卡农接头，可连接到内部主音和/或远程传送。可将红色输出(通道A)连接到内部主音系统；再将灰色输出(通道B)连接到远端传送。

把话筒暴露于高温中可能导致输出电平逐渐及永久性减弱，应避免将话筒留在日晒的地方或长时间置于温度超过43°C的地方，而极高湿度也应避免。

指向特性



选择配件:

AT8201 话筒线路匹配变压器 (低阻抗至50,000欧姆)。

AT8202 可选式低阻抗话筒电平衰减器。

AT8506 四通通48V幻象供电电源 (交流供电)。

频率特性

