



AT881TL/RC Desktop Line-cardioid Condenser Microphone (with Remote Switching and LED)

AT SERIES



Specifications

Element	Back electret condenser
Polar pattern	Line-cardioid (Unidirectional)
Frequency response	20-20,000 Hz
Open circuit sensitivity	-31 dB (28.2 mV) re 1V at 1 Pa
Impedance	100 ohms
Maximum input sound level	126 dB SPL, 1 kHz at 1% T.H.D.
Signal-to-noise ratio	>69 dB, 1 kHz at 1 Pa
Phantom power requirements	11-52V DC, 2 mA typical
Switch contact closure	Closed circuit in switch pressed; Opened circuit when not pressed
LED input Maximum input voltage	Red light up when high (+5V DC), Unlit when low (0V DC), -0.5V to 5.5V
Weight	1.12 kg
Dimensions	214 mm - long, 227 mm - Max. height, 102 mm - Width
Cable	1.0 m long (permanently attached to microphone),
Output connector	Unterminated

Features

- Designed for high-quality sound reinforcement, conferencing, professional recording and other demanding sound pickup applications.
- Line-cardioid condenser microphone with power module.
- Switch logic output permits control of remote devices from builtin rubber switch.
- Integral, phantom-powered, Red LED indicator.
- Integral windscreens ensure ultimate security against wind noise and plosives.
- Sturdy metal housing design with ball-in-socket base permits flexible positioning.
- Heavy die-cast case and rubber bottom pads minimize coupling of surface vibration to the microphones.

Description

The AT881TL/RC requires a phantom power supply of 11–52V DC for the element. Output is low-impedance balanced. The signal appears across the red and yellow wires; audio ground is the shield connection. Output is phased so that positive acoustic pressure produces positive voltage on the yellow wire. The small-diameter black and blue wires are the contact closure. The white wire is the LED control.

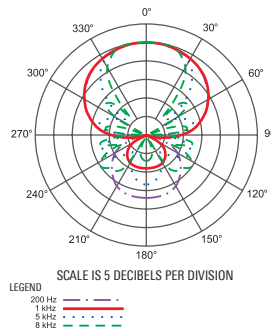
The element in the microphone is shock mounted. The Line-cardioid polar pattern of the element provides a 90° angle of acceptance. The AT881TL/RC is designed with integral wind-screens to ensure maximum security against wind noise and plosives.

The microphone features a rubber switch, programmable external contact closure and LED indicator. The microphone's external contact closure capability permits control of remote devices. The contact closure is configured to operate independently of the microphone element for applications that require a constant signal from the element. The LED can be controlled from an external source.

The microphone is enclosed in a sturdy metal housing with a low-reflectance black finish. Its base is a desk stand that connected with a 1 meter cable permanently attached to microphone. The blue and black wires of cable used for contact closure is Closed when pressed or Opened when not pressed. The white wire of cable used for indicator lights red when logic high (+5V DC) and white when logic low (0V DC).

Avoid leaving the microphone in the open sun or in areas where temperatures exceed 43°C for extended periods. Extremely high humidity should also be avoided.

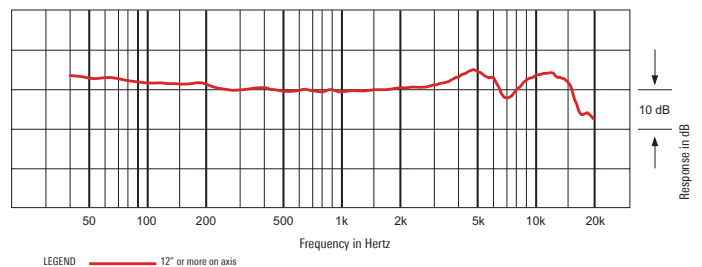
polar pattern



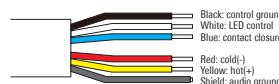
Optional Accessories:

ATUC-50IU Integration unit for the ATUC-50 conference system

frequency response



mic output:





AT881TL/RC 台式超指向性电容话筒(带开关及LED显示灯)

AT SERIES



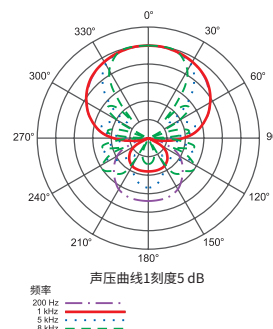
技术指标

收音头	背板静电型电容式
指向特性	超指向性
频率响应	20-20,000 Hz
开通灵敏度	-31 dB (28.2 mV) 以 1V 于 1 Pa
输出阻抗	100 欧姆
最大承受声压	126 dB 声压, 1 kHz 于 1% T.H.D.
信噪比	>69 dB, 1kHz 于 1 Pa
幻象供电	直流 11-52V, 耗电 2 mA 典型
开关接点控制	按下时保持导通; 无按下时为断路
LED输入	高电位 (直流+5V)亮红灯 / 低电位 (直流0V)关灯;
最大输入电压	-0.5V 至 5V
重量	1.22 公斤
外形尺寸	214 mm - 长, 227 mm - 伸至最高点, 102 mm - 宽
连接线	1米长 (固定连接式电缆)
输出连接	无终端连接

特性

- 设计于公共广播、会议、专业录音、电视广播及其他特别要求的收音应用。
- 超指向性收音设计，并提供供电放大器电路。
- 无噪式开关，能经内置开关作远程设备的逻辑控制。
- 整合 LED 状态显示灯，以幻象供电操作，提供红灯显示。
- 整合了双网层防风罩，可减低环境噪声及风声。
- 话筒以活动滑珠固定在底座上，可将收音头灵活调校到任何位置，以达到最佳收音效果。
- 压铸成型的底座和橡胶底垫，能减低碰撞平面时产生的敲击声及震动声。

指向特性



选择配件:

ATUC-50IU - 数字会议系统ATUC-50的嵌入式单元。

说明

AT881TL/RC的供电模组使用11V至52V的幻象供电工作，低阻抗的平衡音频输出，音频信号以红色和黄色的空接线输出，而光身屏蔽线则为地线(音频)连接。输出相位将以正相位电平设于黄色的空接线上。黑色和蓝色空接线为外接开关控制，而白色空接线为LED显示灯外接控制。

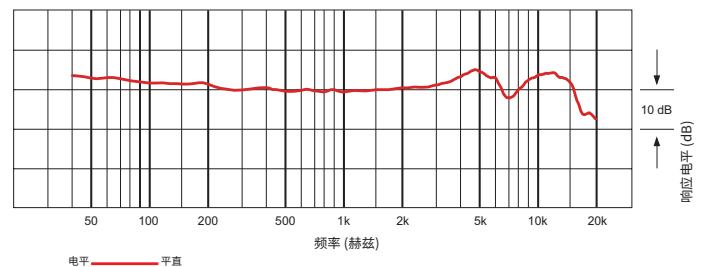
话筒内配置有超指向的收音头，可以提供90°收音角度，AT881TL/RC设有双网层防风罩，可减低环境噪声及风声。

话筒设有无噪开关，可经外部触点开关控制远程设备，及LED显示灯。无噪开关可连接外置器材，能以话筒上的开关作遥距控制。LED显示灯亦可设定显示外置器材控制的实际收音状态。

话筒外壳为全金属结构，话筒底部以活动滑珠固定在底座上，可灵活调校收音位置，并配有减低环境噪声及风声的防风罩。底座接有1米长固定式话筒线，黑色和蓝色芯线为外接开关控制，在按下开关时维持导通状态；而在无按下时为断路。而白色接线为LED显示灯外接控制，接上高电位时(直流+5V)为红色；低电位时(直流0V)为白色。

把话筒暴露于高温中可能导致输出电平逐渐及永久性减弱，应避免将话筒留在日晒的地方或长时间置于温度超过43°C的地方，而极高湿度也应避免。

频率特性



输出接点



铁三角